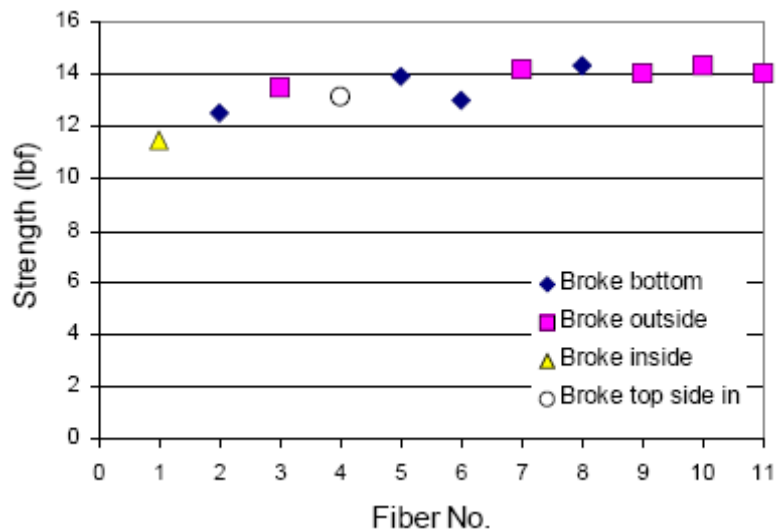


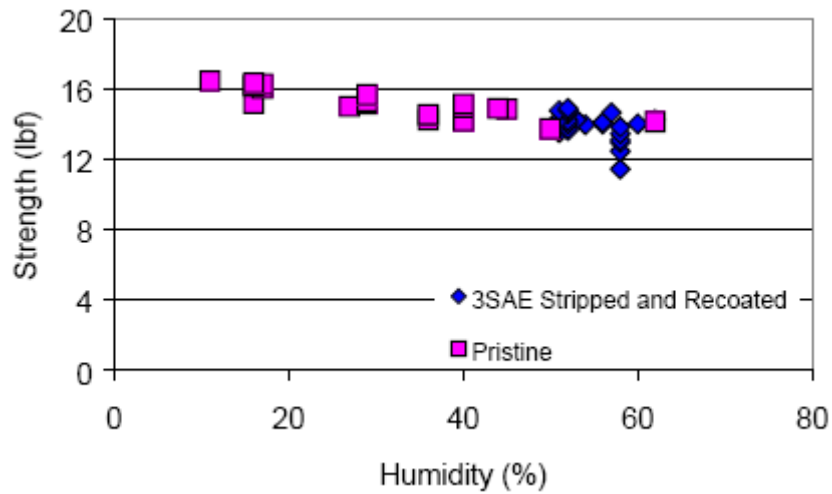
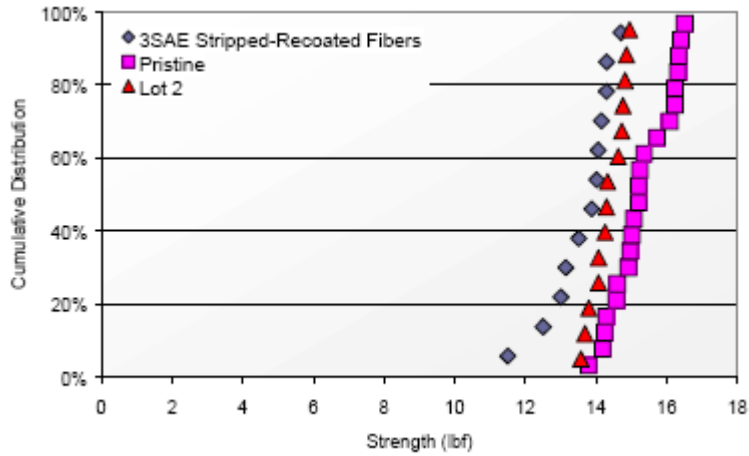
**Universal Test Data - Part 2: Recoated**

Sr. No.	Fiber No.	%RH	Peak Load (lbf)	Per Fiber (lbf)	broke where?	cumed
1	1	58	22.986	11.493	broke inside	0.06
2	2	58	25	12.5	bottom side in	0.14
3	6	58	26	13	bottom side in	0.22
4	4	58	26.27	13.135	top side in	0.30
5	3	58	27	13.5	outside	0.38
6	5	58	27.75	13.875	bottom side in	0.46
7	9	54	28.03	14.015	outside	0.54
8	11	56	28.104	14.052	outside	0.62
9	7	56	28.3	14.15	outside	0.70
10	8	53	28.58	14.29	bottom side in	0.78
11	28	62	28.6	14.3	bottom side in	0.86
12	10	57	29.4	14.7	outside	0.94
1		51	27.13	13.565		0.05
2		52	27.358	13.679		0.12
3		52	27.572	13.786		0.19
4		60	28.13	14.065		0.26
5		52	28.132	14.066		0.33
6		52	28.497	14.2485		0.40
7		51	28.576	14.288		0.47
8		51	28.635	14.3175		0.53
9		52	29.248	14.624		0.60
10		52	29.449	14.7245		0.67
11		52	29.521	14.7605		0.74
12		51	29.625	14.8125		0.81
13		52	29.701	14.8505		0.88
14		52	29.894	14.947		0.95



[Test performed by the Universal Instruments Advanced Process / Surface Mount Technology Laboratory in Binghamton, NY.](#)

All information contained within this document is Confidential and Proprietary. ©2005



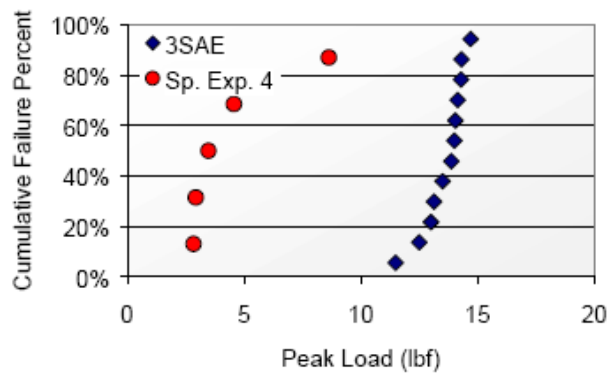
[Test performed by the Universal Instruments Advanced Process / Surface Mount Technology Laboratory in Binghamton, NY.](#)

**Pristine**

Sr No.	Peak Load (lbf)	%RH	cumed
1	13.78	50	0.03
2	14.18	62	0.08
3	14.24	40	0.12
4	14.28	36	0.17
5	14.57	36	0.21
6	14.59	36	0.25
7	14.91	45	0.30
8	14.95	44	0.34
9	15.00	40	0.39
10	15.06	27	0.43
11	15.20	40	0.48
12	15.20	29	0.52
13	15.23	16	0.57
14	15.35	29	0.61
15	15.72	29	0.66
16	16.08	17	0.70
17	16.22	16	0.75
18	16.23	16	0.79
19	16.31	16	0.83
20	16.33	17	0.88
21	16.40	16	0.92
22	16.50	11	0.97

**From splicing exp 4: Stripped and Re-coated fibers (no splicing)**

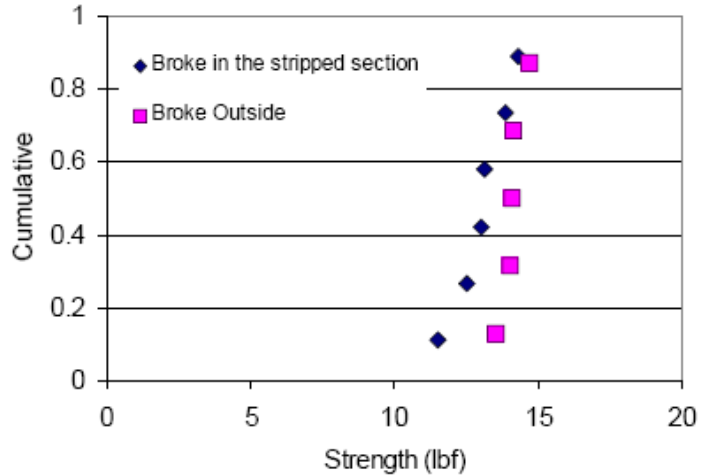
rank	load (lbf)	cumed prob
1	2.84	0.13
2	2.95	0.31
3	3.47	0.50
4	4.58	0.69
5	8.65	0.87



[Test performed by the Universal Instruments Advanced Process / Surface Mount Technology Laboratory in Binghamton, NY.](#)

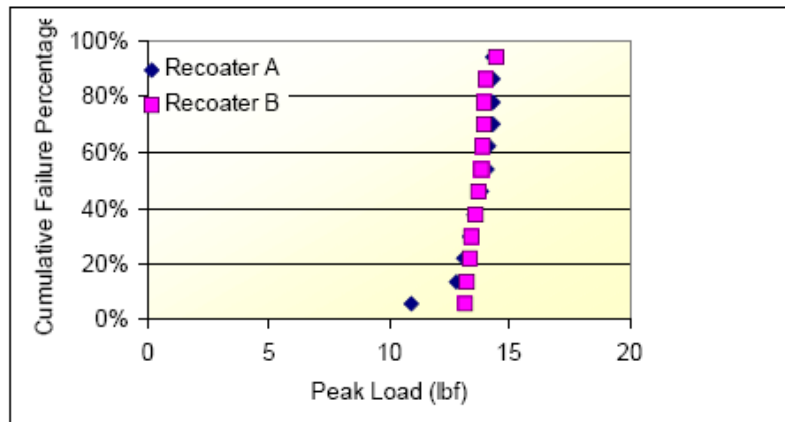
### Dynamic2

22.986	11.493	0.109375
25	12.5	0.265625
26	13	0.421875
26.27	13.135	0.578125
27.75	13.875	0.734375
28.58	14.29	0.890625
27	13.5	0.12963
28.03	14.015	0.314815
28.104	14.052	0.5
28.3	14.15	0.685185
29.4	14.7	0.87037



### Window Stripped - recoated

	Recoater A		Recoater B		Cumed
	pk Id	pk Id/fiber	pk Id	pk Id/fiber	
1	21.85	10.93	26.35	13.17	0.06
2	25.63	12.82	26.51	13.26	0.14
3	26.27	13.14	26.73	13.37	0.22
4	26.69	13.35	26.82	13.41	0.30
5	27.10	13.55	27.14	13.57	0.38
6	27.70	13.85	27.45	13.72	0.46
7	28.10	14.05	27.72	13.86	0.54
8	28.22	14.11	27.75	13.88	0.62
9	28.59	14.29	27.88	13.94	0.70
10	28.64	14.32	27.97	13.99	0.78
11	28.65	14.33	27.99	14.00	0.86
12	28.69	14.34	28.91	14.46	0.94



[Test performed by the Universal Instruments Advanced Process / Surface Mount Technology Laboratory in Binghamton, NY.](#)

**Uncoated**

Note: Stripped & uncoated fibers were tested at 182 lbf/min whereas stripped and recoated were tested at 25 lbf/min

Sr. No.	Peak Load	Per Fiber	Cumulative Failure
1	18.94	9.47	0.06
2	22.09	11.04	0.14
3	24.85	12.43	0.22
4	24.91	12.45	0.30
5	27.04	13.52	0.38
6	28.33	14.16	0.46
7	28.46	14.23	0.54
8	28.57	14.29	0.62
9	28.58	14.29	0.70
10	29.32	14.66	0.78
11	29.82	14.91	0.86
12	30.03	15.02	0.94



[Test performed by the Universal Instruments Advanced Process / Surface Mount Technology Laboratory in Binghamton, NY.](#)

## Static Main

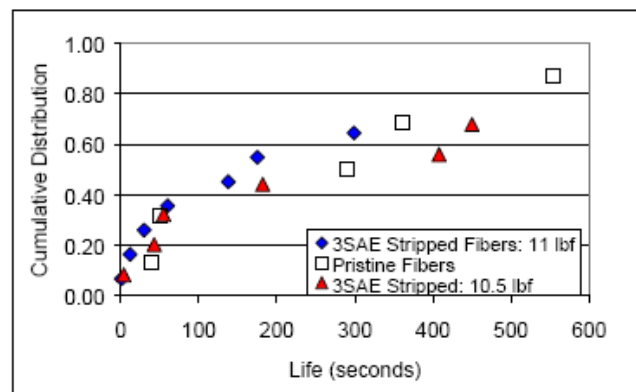
### Static Tensile tests

3SAE Stripped: static at 11lbf

Sr. no.	Fiber no.	Life (sec)	%RH	Broke where?	Cumed
1	14	1	56	bottom side in	0.07
2	19	12	60	---	0.16
3	17	30	65	just outside	0.26
4	12	60	56	bottom side in	0.36
5	18	138	60	bottom side in	0.45
6	15	175	55	outside	0.55
7	13	299	55	bottom side in	0.64
8	16		55		0.74
9	19	12	65		0.84
10	29	98	60		0.93

### Pristine

Sr. No.	Life (sec)	%RH	Cumed
1	40	60	0.13
2	50	60	0.31
3	290	55	0.50
4	360	60	0.69
5	555	56	0.87



3SAE Stripped: static at 10.5 lbf

Sr. no.	Fiber no.	Life (sec)	%RH	Broke where?	Cumed
1	21	4	60	broke outside	0.08
2	23	43	56	top side in	0.20
3	20	55	56	bottom side in	0.32
4	22	182	65	broke outside	0.44
5	25	408	55	outside	0.56
6	24	450	60	bottom side in	0.68
7	26	122	60		0.80
8	27	478	60	Broke at one place	0.92

[Test performed by the Universal Instruments Advanced Process / Surface Mount Technology Laboratory in Binghamton, NY.](#)